

## About us

Whenever there is a need for childcare, in short or long term, a trusted platform can be very helpful. Through a personal interview Babsy has developed a unique process to check out each person who signs up to the app. Therefore, **parents** and **sitters** have a safe environment to find each connect.

As a not-for-profit organisation the most important thing is to provide the right service for every childcare according to their need. We conduct **background checks** that include items such as the **special criminal record** check. We also carry out **checks on parents** as we do not want to send our **sitters** to an unknown family. On the other hand, we support **parents** with administrative tasks around social contributions, insurances and more. Babsy offers a holistic and sustainable network.

---

## Download

Great that you have decided to join the **Babsy community** as a **sitter** or as a **parent**. To get started, you first need to download the app.

If you have an iPhone, please click on this link below:

**Download iPhone/Apple:**

<https://apps.apple.com/us/app/babsy/id1584418581#?platform=iph>



For Android, feel free to click on this link:

**Download Android-Gerät:**





<https://play.google.com/store/apps/details?id=ch.babsy.babsyapp>









---



## Register

It's great that the download worked. Now let us go to the registration. There are many related questions to fill in. To make it as easy as possible for everyone, it is recommended that you fill in all the questions truthfully. We do recommend to follow the order.

Steps	Sitter	Parent
<p><b>Additional app profile</b></p> <p><b>Problems with the Link?</b> Tip ♣ Copy link: Ctrl/Ctrl+C Qr code: Open the camera, point the camera at the QR code, then press the link at the bottom of the camera.</p> <p><b>Important!</b> Without filling in and submitting the additional profile, <b>we will not activate the account.</b></p>	<p>The first thing you would need to do is fill out the Sitter Additional Profile.</p> <p>Your information in the sitter profile is confidential and will not be shared with parents.</p> <p>In the additional app profile, we also have important videos, information and questions, all of which you must watch and answer honestly.</p> <p>Link: <a href="https://www.babsy.com/office.com/sitter-profile-addition">Babsy-App: Sitterprofil Zusatz   sitter profile addition (office.com)</a></p> <p>QR-Code → </p>	<p>The first thing you would need to do is fill out the Sitter Additional Profile.</p> <p>Your information in the sitter profile is confidential and will not be shared with sitters.</p> <p>In the additional app profile, we also have important videos, information and questions, all of which you must watch and answer honestly.</p> <p>Link: <a href="https://www.babsy.com/office.com/family-profile-addition">Babsy-App: Familienprofil Zusatz   family profile addition (office.com)</a></p> <p>QR-Code → </p>
	<p style="text-align: center;"><b>Register</b></p> <ul style="list-style-type: none"> <li>- Click on the light blue <b>Register</b>.</li> </ul>	<p style="text-align: center;"><b>Register</b></p> <ul style="list-style-type: none"> <li>• Click on the light blue <b>Register</b>.</li> </ul>
	<p style="text-align: center;"><b>Fill in personal details</b></p> <ul style="list-style-type: none"> <li>• The photo should be taken according to the photo criteria <b>(guidelines)</b>.</li> <li>• Your photo will be edited later and replaced by the edited version.</li> <li>• To continue, everything must be filled in.</li> </ul>	<p style="text-align: center;"><b>Fill in personal details</b></p> <ul style="list-style-type: none"> <li>• Please take a family photo if possible, children can be covered. <b>The sitters should also see who you are.</b></li> <li>• To continue, everything must be filled in.</li> </ul>

	<h3>Select Profil</h3> <p>Press I am <b>Sitter</b></p>	<h3>Select Profil</h3> <p>Press I am <b>Parent</b></p>
	<h3>Fill out data</h3> <p>You will now be asked for the data required to create a Babsy account. Please fill in all mandatory fields. Then click on <b>CREATE ACCOUNT</b>.</p> <p style="text-align: center;">↑</p> <p style="text-align: center;"><b>KONTO ERSTELLEN</b></p>	<h3>Fill out data</h3> <p>You will now be asked for the data required to create a Babsy account. Please fill in all mandatory fields. Then click on <b>CREATE ACCOUNT</b>.</p> <p style="text-align: center;">↑</p> <p style="text-align: center;"><b>KONTO ERSTELLEN</b></p>
	<h3>Submit documents</h3> <p>In the meantime, you can follow the instructions in the app:</p> <div style="display: flex; align-items: flex-start;"> <div style="border: 1px solid #ccc; padding: 5px; width: 300px;"> <p style="text-align: center;">← Warten auf die Bestätigung von Babsy</p> <p style="text-align: center;"></p> <p style="font-size: 8px;">Dein Konto wird von Babsy-Team geprüft, du erhältst eine Benachrichtigung, sobald dein Konto genehmigt ist.</p> <p style="font-size: 8px;">In der Zwischenzeit kannst du Folgendes tun:</p> <ul style="list-style-type: none"> <li>- Aufenthaltsbewilligung (Ausländerausweis) oder ID/Pass Nummer (bitte senden an sitter@babsy.ch)</li> <li>- CV bzw. Lebenslauf (bitte senden an sitter@babsy.ch)</li> <li>- Strafregisterauszug: Bitte schicke uns noch deinen Strafregisterauszug zu. Wenn du keinen aktuellen hast, mach diesen bitte.</li> <li>- Sonderstrafregisterauszug: Auch holen wir für dich dein dringend notwendiges Sonder Strafregisterauszug (Strafregisterauszug inkl. Sexualstrafverfahren) ein. Dieser kostet auch CHF 20.00 und ist obligatorisch. Die Anleitung, wie im F-Dat/Anhang beigefügt. Bitte schicken uns diesen innerhalb der nächsten 3 Monate an sitter@babsy.ch</li> <li>- Weitere Zertifikate, die wichtig sind für deinen Job als Babysitter bzw. Kinderbetreuer? Hast du sonstige Zertifikate die du wichtig findest bzw. von denen du denkst, dass Eltern diese wissen sollten? z.B. Lebens/In, Pfadfinder/In etc.</li> </ul> </div> <div style="margin-left: 20px;"> <p><b>For Questions and for submitting documents please use this</b></p> <p><b>email:</b> <b>sitter@babsy.ch</b></p> </div> </div>	<h3>Submit documents</h3> <p>In the meantime, you can follow the instructions in the app:</p> <div style="display: flex; align-items: flex-start;"> <div style="border: 1px solid #ccc; padding: 5px; width: 300px;"> <p style="text-align: center;">← Warten auf die Bestätigung von Babsy</p> <p style="text-align: center;"></p> <p style="font-size: 8px;">Dein Konto wird von Babsy-Team geprüft, du erhältst eine Benachrichtigung, sobald dein Konto genehmigt ist.</p> <p style="font-size: 8px;">In der Zwischenzeit kannst du Folgendes tun:</p> <ul style="list-style-type: none"> <li>- Senden der ID's der Eltern (Vorder- und Rückseite) an parent@babsy.ch</li> <li>- Bei welchem Anbieter hast du die Versicherung? Bitte die Policen Nummer und den Anbieter angeben und Babsy eine Kopie an parent@babsy.ch senden</li> </ul> <p style="text-align: center; font-size: 8px;">WEITER</p> </div> <div style="margin-left: 20px;"> <p><b>For Questions and for submitting documents please use this</b></p> <p><b>email:</b> <b>parent@babsy.ch</b></p> </div> </div>

	<h3 style="text-align: center;">Onboarding</h3> <p>Another part of our background check is our <b>onboarding</b>, which is a get-to-know-you interview for sitters.</p> <p>It is important for us to get to know our Babsy Sitters personally.</p> <p>The interview takes place online <b>via video</b> with a Super Babsy.</p>	<h3 style="text-align: center;">Onboarding</h3> <p>Another part of our background check is <b>onboarding</b>, which is a get-to-know-you interview with parents.</p> <p>It is important for us to get to know our babsy parents personally and to ensure better protection for our babysitters.</p> <p>The interview takes place online <b>via video</b> with a Super Babsy.</p>
<h3 style="text-align: center;">Homepage Onboarding</h3> <p style="text-align: center;">↓</p> 	<h3 style="text-align: center;">Onboarding Registration</h3> <p>You can either register via link:</p> <p><a href="https://www.simplybook.it/Babsy-Kinderbetreuung-Babsy-Childcare-Scheduling-and-Booking-Website">Babsy Kinderbetreuung / Babsy Childcare   Scheduling and Booking Website (simplybook.it)</a></p> <p>Or via QR-Code:</p> 	<h3 style="text-align: center;">Onboarding Registration</h3> <p>You can either register via link:</p> <p><a href="https://www.simplybook.it/Babsy-Kinderbetreuung-Babsy-Childcare-Scheduling-and-Booking-Website">Babsy Kinderbetreuung / Babsy Childcare   Scheduling and Booking Website (simplybook.it)</a></p> <p>Or via QR-Code:</p> 
 <p><b>Info:</b> You can easily manage your appointments under Link/ QR-Code (Onboarding registration)</p>	<h3 style="text-align: center;">Instructions Onboarding</h3> <p>If you have trouble setting a date, we recommend following these steps:</p> <ol style="list-style-type: none"> <li>1. Select the language (Babsy Onboarding Sitter German/ English).</li> <li>2. select a Super-Babsy (the interview will take place with the selected Super-Babsy).</li> <li>3. select a suitable appointment.</li> <li>4. Register briefly to confirm the appointment.</li> <li>5. confirm appointment after registration.</li> </ol>	<h3 style="text-align: center;">Instructions Onboarding</h3> <p>If you have trouble setting a date, we recommend following these steps:</p> <ol style="list-style-type: none"> <li>1. Select the language (Babsy Onboarding Sitter German/ English).</li> <li>2. select a Super-Babsy (the interview will take place with the selected Super-Babsy).</li> <li>3. select a suitable appointment.</li> <li>4. Register briefly to confirm the appointment.</li> <li>5. Confirm an appointment after registration.</li> </ol>

	<p style="text-align: center;"><b>Sitter</b></p> <p>If all of the following points are completed, we will activate the app profile within 1 week.</p> <ol style="list-style-type: none"> <li>1.App Sitter Fill in additional profile and follow instructions</li> <li>2. Submit app registration + requested documents</li> <li>3. Onboarding interview has taken place</li> </ol>	<p style="text-align: center;"><b>Parent</b></p> <p>If all of the following points are completed, we will activate the app profile within 1 week.</p> <ol style="list-style-type: none"> <li>1. App Sitter Fill in additional profile and follow instructions</li> <li>2. Submit app registration + requested documents</li> <li>3.Onboarding interview has taken place</li> </ol>
	<p style="text-align: center;"><b>Profile activation</b></p> <p style="text-align: center;"><b>Welcome to Babsy!</b></p>	<p style="text-align: center;"><b>Profile activation</b></p> <p style="text-align: center;"><b>Welcome to Babsy!</b></p>